

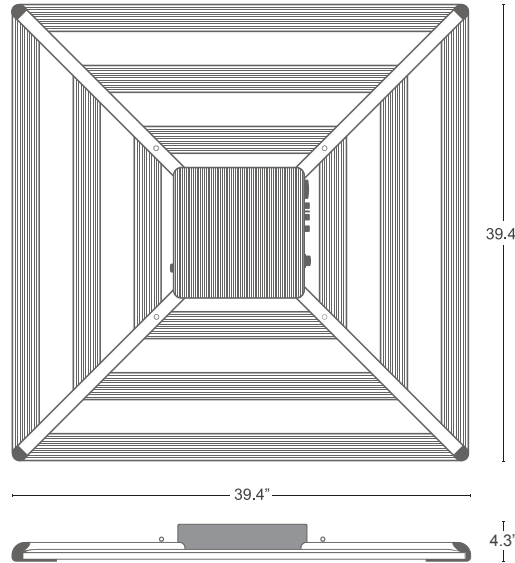
CONGRATULATIONS ON PURCHASING THE MOST ADVANCED LED GROW LIGHT IN THE INDUSTRY, THE KIND LED X²

This guide will show you how to setup and use your X² LED fixture.
Please review the entire manual prior to operation.

OVERVIEW


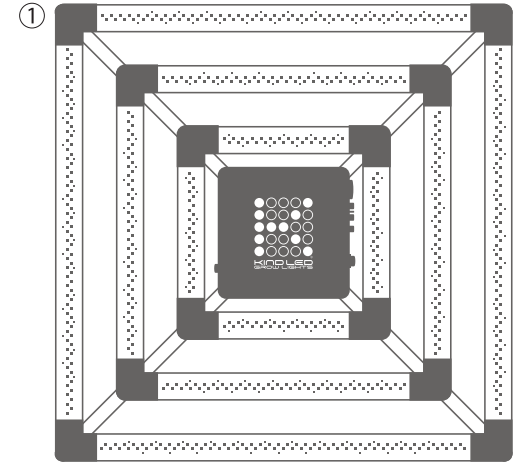


SET UP GUIDE



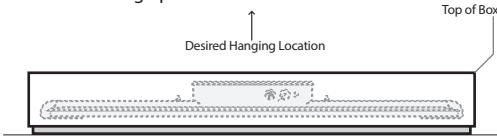
THE KIND LED X2 COMES WITH:

1. KIND LED X2 Light Fixture
2. Power Cord
3. RJ-14 Data Cable (x2)
4. RJ-14 Dual Cable Splitter
5. IP-65 Housing or RJ-14 Connection



GETTING STARTED

Your KIND LED X² comes fully assembled, ready to grow. Before unpacking your fixture, place the box flat on the ground, below your intended hanging location, with the top of the box facing upward.



Remove the top of the box, then remove the protective foam packaging inserts. Lower your adjustable hanging hardware (not included) to the four eyelets found on the top side of the fixture. Once Connected, raise the light to the desired position.



POWER CORDS AND CABLES

POWER CORDS

Your KIND LED X² comes with a 6ft., 240v standard power cord. For alternative power cord recommendations please contact a KIND LED Grow Lights customer service representative to assist in your selection.

EXTERNAL CONTROLLER CABLES

The KIND LED X² comes complete with a set of 7 foot RJ14 data cables and a three way splitter. If your installation requires a longer cable, please contact a KIND LED Grow Lights customer service representative to guide you in the purchase of the correct cable for your needs. It is important to select the correct cable for successful operation of your light fixtures.

BEST PRACTICES

ENVIRONMENT

When using the KIND LED X², ideal grow room temps should be around 80-85 degrees F. Any lower than this and transpiration can slow, stunting growth. Any hotter than this and heat stress can form.

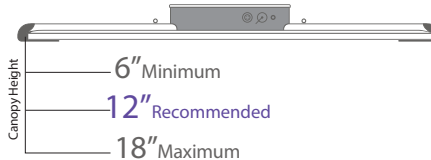
NOTE: High PPFD growing conditions require high levels of attention to detail including proper feeding and CO₂ augmentation. For more please visit kindlegrowlights.com

RECOMMENDED HANGING HEIGHT

The KIND LED X² is designed to excel in close proximity environments but can be used in a variety of applications.

For best practices, a minimum fixture height of 6" above the canopy is recommended. The ideal recommended hang height above canopy is 12" to maintain the greatest intensity over the largest footprint. To maintain usable intensity at a greater distance and larger, a maximum of 18" above the canopy is recommended.

For applications that require less intensity such as Cloning Stages and early Vegetative Stages, a distance from canopy greater than 18" may be suitable.



YOU ARE READY TO GROW!

For complete control of your KIND LED X² timing schedules, spectrum and intensity, consider adding the optional Grow Strong GSI-1 Digital Lighting Controller. The GSI-1 controller can operate up to 512 fixtures split between two independent zones. For more information on this fixture and all available options, contact a KIND LED Grow Light customer service representative at KindLEDGrowLights.com or call (855) 559-5463

SPECIFICATIONS

Spectrum	3 Channel - Fully Adjustable
Efficacy	2.7 umol/J
PPF	2050 umol/s
Max Wattage	750w +/-5%
Input Voltage	120-277v
Power Factor	0.975 @ 240v
Diodes	OSRAM OSLON & DURIS
Lifetime	>75,000 Hours
Dimensions	39.4" x 39.4" x 4.3"
Cord Length	6'
RMH (recommended mounting height above canopy)	+/- 12"
PPFD @ RMH	963.31 umol/s/m ²
Warranty	5 Year
Certifications	IP65, FCC

GROW STRONG.®



FCC COMPLIANCE STATEMENT

The KIND LED X² Commercial Lighting System has been tested at FCC-certified laboratories in the United States and conforms to FCC's Part 15B Consumer Standard for Industrial, Scientific, and Medical Equipment for both conducted and radiated emissions.

Given that all electronic equipment emits some RF energy, please note that compliance with these standards does not mean a zero level of emission, only very low levels. Per FCC requirement:

This product may cause interference to radio equipment and should not be installed near Maritime safety communications equipment or other critical navigation or communication equipment between 0.45-30 MHz.

This device complies with Part 15B of the FCC Rules.

Changes or modifications not expressly approved by KIND LED could void the user's authority to operate the equipment.

Please visit www.KindLEDGrowLights.com for a complete documentation of the KIND LED Commercial Lighting Terms of Use. Thank You.